RATINGS:

MAXIMUM VOLTAGE	600 Vac
MAXIMUM CURRENT	30 mA
RESISTANCE	20 kΩ
THERMAL:	
600 Vac	6 MINUTES ON
	60 MINUTES OFF
420 Vac	CONTINUOUS

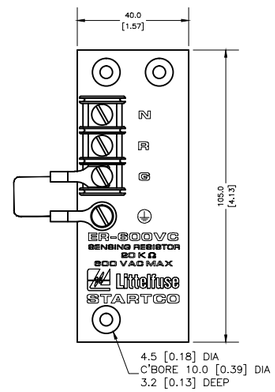

FRONT VIEW

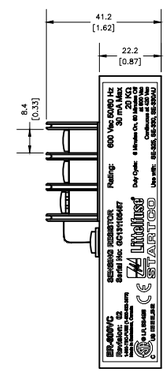

RIGHT SIDE VIEW

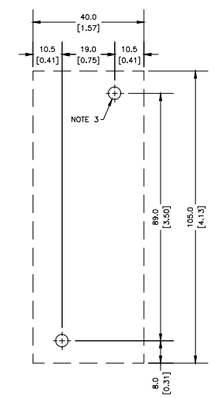

MOUNTING DETAIL

NOTES:

1. DIMENSIONS IN MILLIMETERS [INCHES]
2. TERMINAL–BLOCK SCREWS: 6–32 X 0.25
3. MOUNTING SCREWS: M4 OR 8–32
4. ON REVISION 2 UNITS ENCLOSURE IS ELECTRICALLY CONNECTED TO TERMINAL G THROUGH JUMPER FROM TERMINAL G TO ⏚ SCREW. THIS CONNECTION MAY BE REMOVED FOR DIELECTRIC STRENGTH TESTING. ENSURE THAT THE JUMPER IS INSTALLED AFTER TESTING.
5. ON REVISION 1 UNITS, ⏚ SCREW IS NOT PRESENT AND ENCLOSURE IS ELECTRICALLY CONNECTED TO TERMINAL G.
6. NOT ALL CERTIFICATIONS SHOWN.

DESCRIPTION	REV.	DATE
RELEASE TO WEB	A	15NOV13

Littelfuse

DWG. NO. ER–600VC REV. A